

DS Series Interlock Snap Switches

Features/Benefits

- Snap-in mounting
- Reliable snap action mechanism
- Latch or momentary
- RoHS compliant
- Halogen free material

Typical Applications

- Interlock switch
- Detection switch
- Circuit interrupt



Specifications

FUNCTION: Single pole double throw / Double pole double throw
MOUNTING TYPE: Snap in style

Electrical

ELECTRICAL LIFE: see ratings chart below
DIELECTRIC STRENGTH: 1500 V (50-60 Hz @ sea level)
INSULATION RESISTANCE: 100 M Ω min.
INITIAL CONTACT RESISTANCE: 30 milli-ohms

Materials

HOUSING, COVER, ACTUATOR, KNOB: PA 66/6 halogen free, UL94V-0
NO & NC FIXED TERMINALS: Copper alloy
COMMON TERMINALS: Copper alloy, silver plate
CONTACTS: Silver alloy / F5 rating gold plated over silver alloy
RETURN SPRINGS: Stainless steel

Operating Environment

OPERATING TEMPERATURE: -40°C to +85°C

NOTE: Specifications and materials listed above are for switches with standard options. For information on specific and custom switches, please contact Customer Service.

Build-A-Switch

To order, simply select desired option from each category and place in the appropriate box.

<p>Designation</p> <p>DS DS Series</p> <p>Number of Poles</p> <p>1 SPDT 2 DPDT</p> <p>Rating</p> <p>F5 0.1 (0.5)A @ 125/250 V AC 50/60 Hz 50E3 0.1A G.P. @ 125/250 V AC 50/60 Hz 50E3</p> <p>F7 0.1 (0.5)A @ 125/250 V AC 50/60 Hz 10E4 0.1A G.P. @ 125/250 V AC 50/60 Hz 10E4</p> <p>D6 10 (4)A @125/250 V AC 50/60 Hz 50E3 10A G.P. @ 125 / 250 V AC 1/3HP @ 125/250 V AC 50/60 Hz 10E3</p> <p>D7* 16A G.P. @125/250 V AC 3/4HP 125/250 V AC 50/60 Hz 10E3 16 (6) A @125/250 V AC 50/60 Hz 10E3 * Note - 16A version has Q3 terminals only</p>	<p>Actuator Style</p> <p>A Momentary, Short button B Momentary, Long button C Momentary/Pulled out button (not available on D7 rating)</p>	<p>Terminals</p> <p>Q1 4.8 x 0.5 Q2 4.8 x 0.8 Q3 6.3 x 0.8</p>	<p>Housing Color</p> <p>NONE White B Black</p>
--	--	--	---

International Rating Symbols

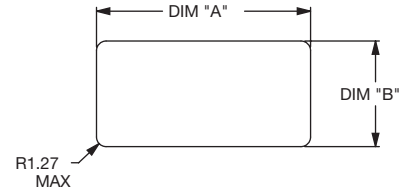
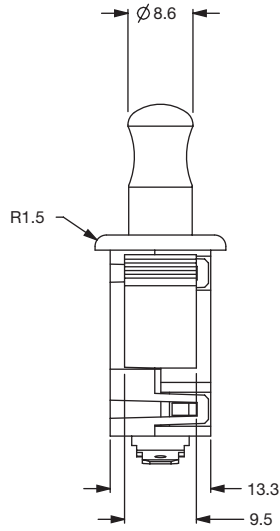
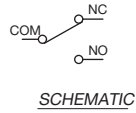
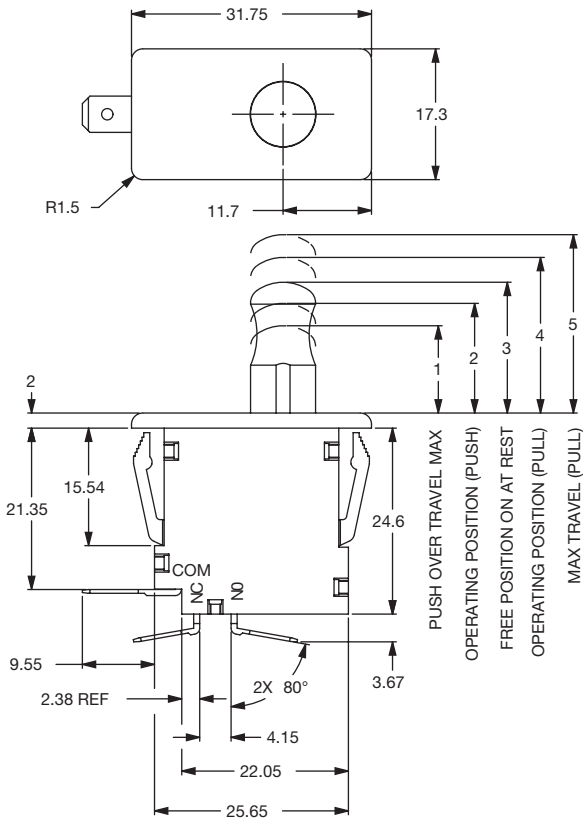
10E3	Cycles 10,000
10E4	Cycles 100,000
50E3	Cycles 50,000
10(4)	Current rating: First number represents resistive rating. Second number represents inductive (motor) rating
GP	General purpose rating UL1054



DS Series Interlock Snap Switches

NUMBER OF POLES

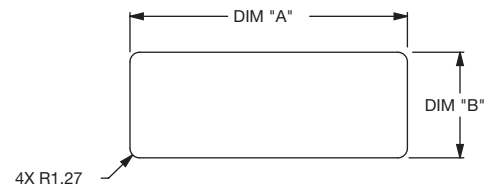
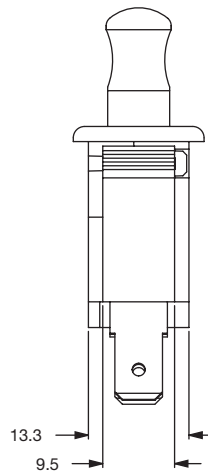
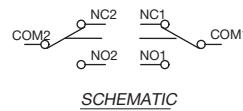
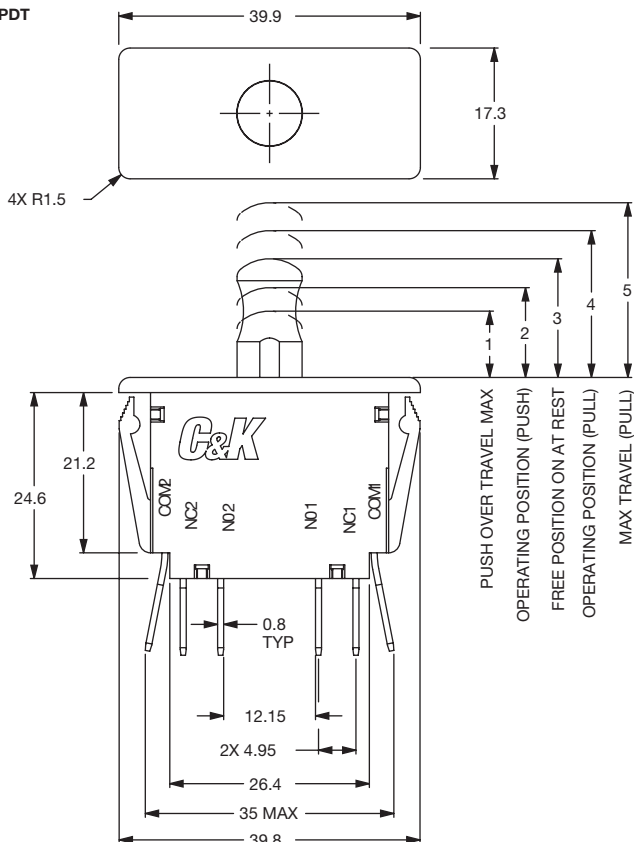
1 SPDT



PANEL MOUNTING		
PANEL THICKNESS	DIM "A" mm	DIM "B" mm
1.14	28.32	13.97
2.54	28.58	13.97

Snap-acting

2 DPDT



PANEL MOUNTING		
PANEL THICKNESS	DIM "A" mm	DIM "B" mm
1.14	36.70	13.97
2.54	36.96	13.97



Dimensions are shown: mm
Specifications and dimensions subject to change



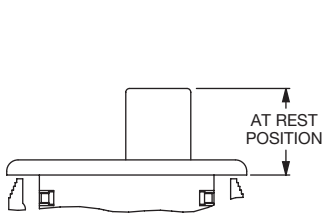
DS Series Interlock Snap Switches

ACTUATOR STYLE / SPECIFICATIONS

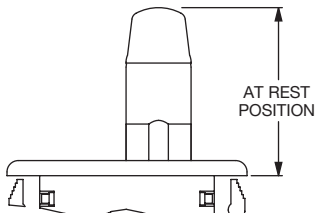
A SHORT BUTTON

B LONG BUTTON

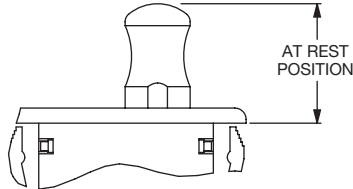
C MOMENTARY/PULLED OUT



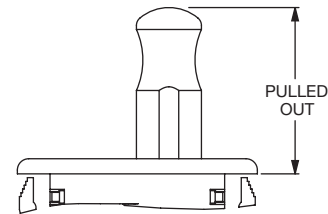
SHORT BUTTON



LONG BUTTON



FREE POSITION



PULLED OUT POSITION

SPDT Specification

BUTTON STYLE	OVER TRAVEL POSITION PUSH MAX	OVER TRAVEL POSITION PULL MAX	OPERATING POSITION PUSH	OPERATING POSITION PULL	FREE POSITION AT REST	OPERATING FORCE	
A	3.20	NA	8.90 ± 1.25	NA	11.45 ± 0.75	425 gf	
B	10.15	NA	19.55 ± 1.25	NA	22.25 ± 0.75	425 gf	
C	13.20	24.90	16.75 ± 1.25	21.60 ± 1.25	19.30 ± 0.75	PUSH 385gf	PULL 475gf

DPDT Specification

BUTTON STYLE	OVER TRAVEL POSITION PUSH MAX	OVER TRAVEL POSITION PULL MAX	OPERATING POSITION PUSH	OPERATING POSITION PULL	FREE POSITION AT REST	OPERATING FORCE	
A	3.20	NA	8.90 ± 1.25	NA	11.45 ± 0.75	680 gf	
B	10.15	NA	19.55 ± 1.25	NA	22.25 ± 0.75	680gf	
C	13.20	24.90	16.75 ± 1.25	21.60 ± 1.25	19.30 ± 0.75	PUSH 560gf	PULL 750gf

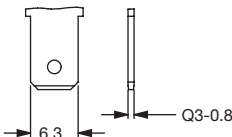
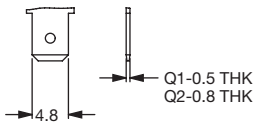


Snap-acting

TERMINALS

Q1 4.8 x 0.5
Q2 4.8 x 0.8

Q3 6.3 x 0.8



Third Angle Projection

Dimensions are shown: mm
Specifications and dimensions subject to change



31 oct 16